

# Virology Proficiency Testing Program

## Direct Antigen Detection Category

May 2011

Summary of scores, responses, and  
statistics for  
Rotavirus, Respiratory syncytial virus, and  
Influenza virus A & B

### **Disclaimer**

**The use of brand and/or trade names in this summary  
does not constitute an endorsement of the products on  
the part of the Wadsworth Center or the  
New York State Department of Health**

**The New York State Proficiency Testing Program May 2011 Direct Antigen Detection Category Evaluation Reports are available on the Health Commerce System via EPTRS and can be printed for your records.**

This summary is based on scores and responses in the Electronic Proficiency Testing Reporting System. Data includes that from laboratories holding a Virology General permit as well as laboratories holding Virology permits restricted to Direct Antigen Detection Only.

All NYSDOH Proficiency Test samples were prepared from isolates of viruses grown in the Virology Laboratory at the Wadsworth Center.

**Sample Scoring and Validation**

The scores and analyses for the May 2011 event can be found below. Federally mandated validation criteria require a sample to be correctly identified by at least 80% of participating laboratories. In this event, all five samples in the Rotavirus, RSV and Influenza subcategories were validated. All five sample identities in each event were also confirmed by reference laboratories.

CLIA and CLEP established a passing grade for participating laboratories at 80%.

**Rotavirus Direct Antigen Proficiency Testing Panel**

**Rotavirus Scoring Analysis:  
71 laboratories in category**

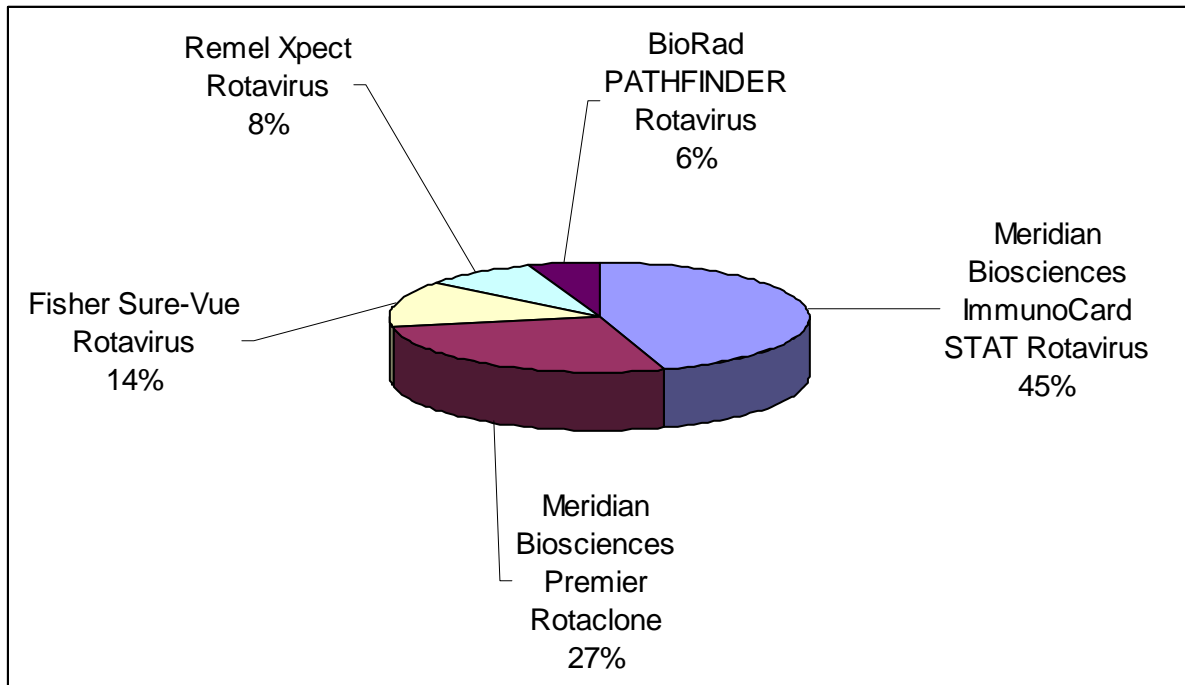
Sample #	1271	1272	1273	1274	1275
----------	------	------	------	------	------

Sample Identification	Rotavirus	Rotavirus	No virus	No virus	Rotavirus
Titer (TCID <sub>50</sub> ) Log 10 per ml	6.0	5.7	0	0	5.7
Laboratories Scoring 100%	71	71	71	71	71

## Rotavirus Grade Distribution

Total Score for Panel	100%	80%	60%	40%	20%	0%
Participating Laboratories	71	0	0	0	0	0

## Rotavirus Kits Used by Participating Laboratories



## Rotavirus Scores by Test Kit

Test Kit/Method	# of labs and associated score					
	100%	80%	60%	40%	20%	0%
Meridian Biosciences ImmunoCard STAT Rotavirus	31					
Meridian Biosciences Premier Rotaclone	19					
Fisher Sure-Vue Rotavirus	11					
Remel Xpect Rotavirus	6					
BioRad PATHFINDER Rotavirus	4					

## RSV Direct Antigen Proficiency Testing Panel

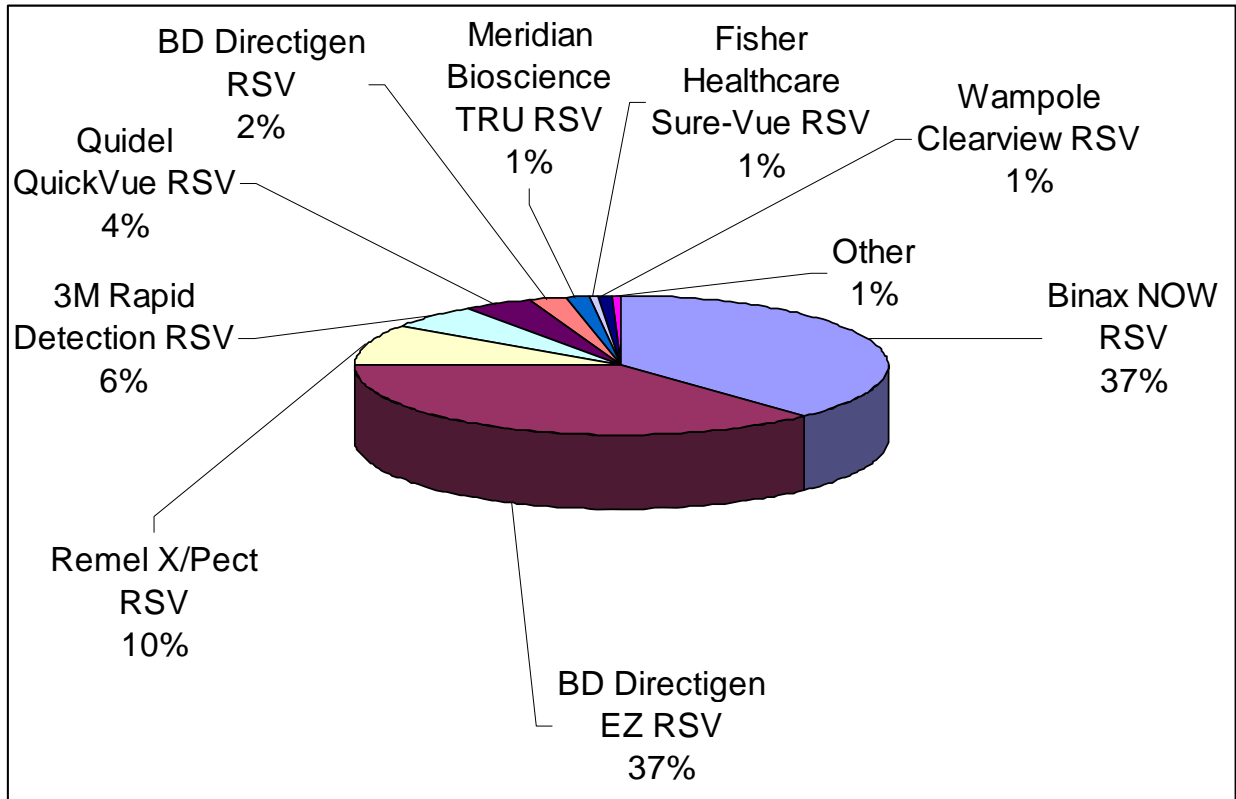
RSV Scoring Analysis:  
148 Laboratories in category

Sample #	1276	1277	1278	1279	1280
Sample Identification	RSV	No virus	RSV	RSV	RSV
Titer (TCID <sub>50</sub> ) Log 10 per ml	3.8	0	3.8	4.3	3.8
Laboratories Scoring 100%	148	148	147	148	148

### RSV Grade Distribution

Total Score For Panel	100%	80%	60%	40%	20%	0%
Participating Laboratories	147	1	0	0	0	0

## RSV Kits Used by Participating Laboratories



## RSV Scores by Test Kit

Test Kit/Method	# of labs and associated score*					
	100%	80%	60%	40%	20%	0%
Binax NOW RSV	54					
BD Directigen EZ RSV	54					
Remel X/Pect RSV	13	1				
3M Rapid Detection RSV	9					
Quidel QuickVue RSV	8					
BD Directigen RSV	3					
Meridian Bioscience TRU RSV	3					
Fisher Healthcare Sure-Vue RSV	1					
Wampole Clearview RSV	1					
Other	1					

# Influenza Direct Antigen Proficiency Testing Panel

## Influenza Scoring Analysis: 225 Laboratories in category

Sample #	1281	1282	1283	1284	1285
Sample Identification	Influenza virus, type A	Influenza virus, type B	Influenza virus, type A	Influenza virus, type B	No virus
Titer (TCID <sub>50</sub> ) Log 10 per ml	3.5	3.8	3.0	3.5	0
Laboratories Scoring 100%	224	225	224	223	225

## CDC Characterization

Sample 1281: Influenza A: A/BRISBANE/59/2007-LIKE (H3N2)

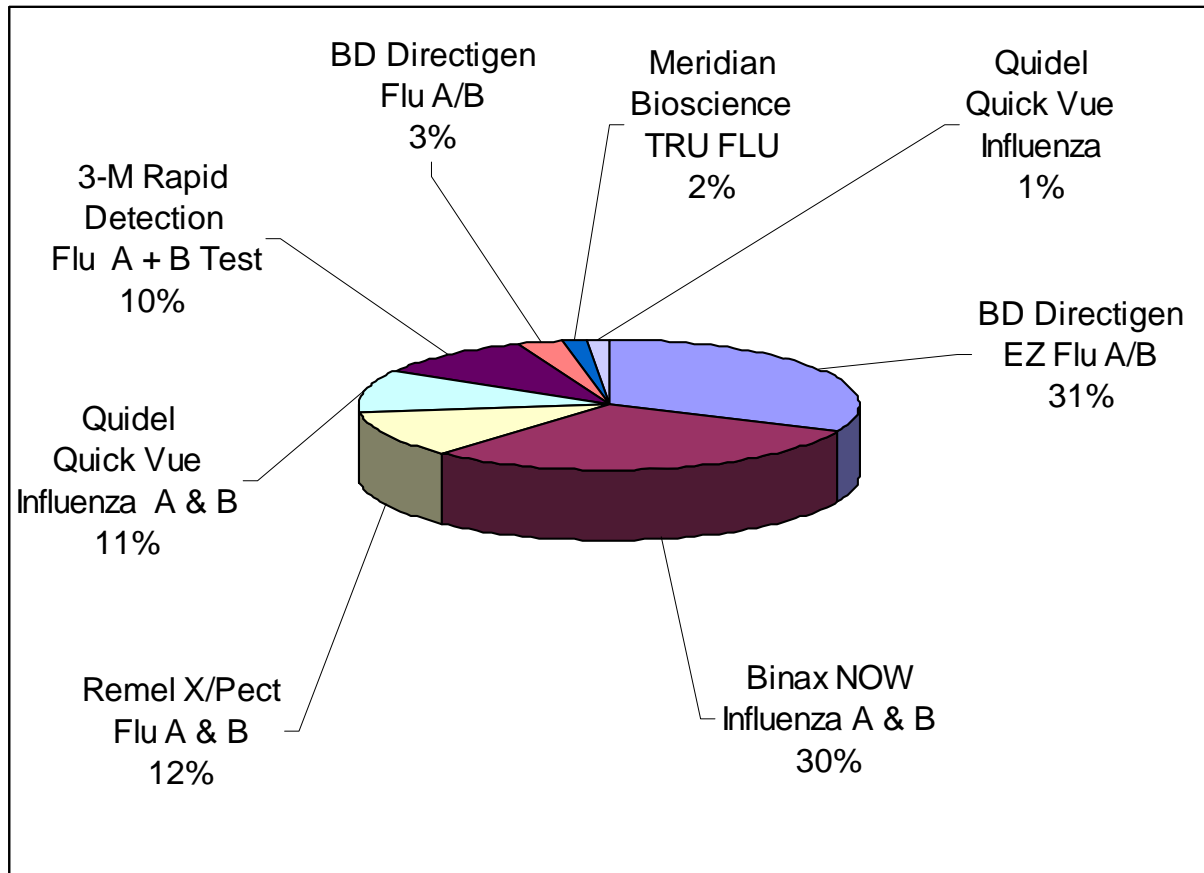
Samples 1282 and 1284: Influenza B: CDC unable to characterize due to overwhelming requests during late 2009

Sample 1283: Influenza A: A/BRISBANE/59/2007-LIKE (H1N1)

## Influenza Grade Distribution

Total Score For Panel	100%	80%	60%	40%	20%	0%
Participating Laboratories	221	4	0	0	0	0

## Influenza Virus Kits Used by Participating Laboratories



Influenza Test Kit/Method	# of labs and associated score*					
	100%	80%	60%	40%	20%	0%
BD Directigen EZ Flu A/B	70	1				
Binax NOW Influenza A & B	67					
Remel X/Pect Flu A & B	23	2				
Quidel Quick Vue Influenza A & B	23	1				
3-M Rapid Detection Flu A + B Test	24					
BD Directigen Flu A/B	6					
Meridian Bioscience TRU FLU	5					
Quidel Quick Vue Influenza	3					

## Notes:

- Carefully select the correct Test Specificity for the test kit you are using. Influenza Direct Antigen Detection participants **MUST** enter responses in the *Test Specificity* and *Test Method (kit)* fields on the reporting page. You are responsible for selecting the correct test specificity for the test kit you are using. **In this category, scoring is linked between test specificity and answer choice. Therefore, it is imperative that this field is filled in correctly or scoring for your laboratory will be adversely affected.**
- The Virology PT shipping schedule for 2011 is posted on the Clinical Laboratory Evaluation Program website (<http://www.wadsworth.org/labcert/clep/PT/ptindex.html> ).
- September 2011 Proficiency Test Dates:
  - Influenza Direct Antigen Detection: September 13, 2011
  - General Isolation: September 14, 2011
  - General Isolation Limited to HSV Testing: September 14, 2011
  - Rotavirus and Respiratory syncytial virus Direct Antigen Detection: September 20, 2011
- **Generic worksheets** can be found at: <http://www.wadsworth.org/divisions/infdis/virologyPT/worksheets.shtml>  
**Generic worksheets** can also be printed by logging onto the HPN and navigating to EPTRS, Results page, Print Optional Worksheet.
- **Instruction sheets** can be found at: <http://www.wadsworth.org/divisions/infdis/virologyPT/instruction.shtml>
- Participants **MUST** enter responses in ALL fields when reporting electronically; scores may be adversely affected if there are blank fields.

## EPTRS Notes:

- Participation in EPTRS is mandatory. Laboratories must submit test results electronically by logging into the Health Commerce System, navigating to EPTRS, entering results and clicking the **“Submit/Attest”** button on the EPTRS Summary Page.
- Please be sure to “Submit” test results. **Keeping results as “Saved” is considered non-participation for the event and will automatically result in a failing grade in the electronic system.**