



STATE OF NEW YORK

DEPARTMENT OF HEALTH

Virology Proficiency Testing Program

Direct Antigen Detection Category

May 2009

Summary of scores, responses, and statistics for
Rotavirus, Respiratory syncytial virus, and
Influenza virus A & B

Disclaimer

**The use of brand and/or trade names in this summary does not
constitute an endorsement of the products on the part of the
Wadsworth Center or the
New York State Department of Health**

The New York State Proficiency Testing Program May 2009 Direct Antigen Detection Category Evaluation Reports are available at:

<https://commerce.health.state.ny.us/doh3/applinks/eptrs/> and can be printed for your records.

This summary is based on scores and responses in the Electronic Proficiency Testing Reporting System. Data includes that from laboratories holding a Virology General permit as well as laboratories holding Virology permits restricted to Direct Antigen Detection Only.

All NYSDOH Proficiency Test samples were isolates of viruses grown in the Virus and Surveillance Laboratory at the Wadsworth Center.

Sample Scoring and Validation

The scores and analyses for the May 2009 event can be found below. Federally mandated validation criteria require a sample to be correctly identified by at least 80% of participating laboratories. In this event, all five samples in the Rotavirus, RSV and Influenza subcategories were validated. All five sample identities in each event were also confirmed by reference laboratories. CLIA and CLEP establish a passing grade for participating laboratories at 80%.

Rotavirus Score and Test Kit Statistics

Rotavirus Scoring Analysis: 76 laboratories in category

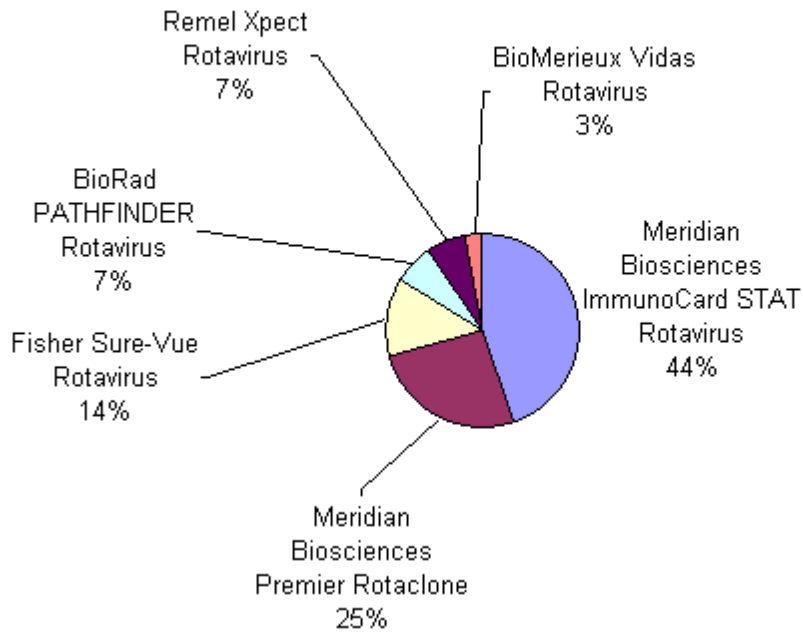
Sample #	1121	1122	1123	1124	1125
----------	------	------	------	------	------

Sample Identification	No virus	Rotavirus	Rotavirus	Rotavirus	Rotavirus
Titer (TCID ₅₀) Log 10 per ml	0	2.0	2.0	2.0	2.0
Laboratories Scoring 100%	76	76	76	74	75

Rotavirus Grade Distribution

Total Score for Panel	100%	80%	60%	40%	20%	0%
Participating Laboratories	74	1	1	0	0	0

Percentage of NYS PT participating labs using each Rotavirus kit



Rotavirus

Test Kit/Method	# of Labs and associated score*					
	100%	80%	60%	40%	20%	0%
Meridian Biosciences ImmunoCard STAT Rotavirus	33	1	1			
Meridian Biosciences Premier Rotaclone	19					
Fisher Sure-Vue Rotavirus	10					
BioRad PATHFINDER Rotavirus	5					
Remel Xpect Rotavirus	5					
BioMerieux Vidas Rotavirus	2					

*This does not include laboratories that scored 0% due to non-participation

RSV Score and Test Kit Statistics

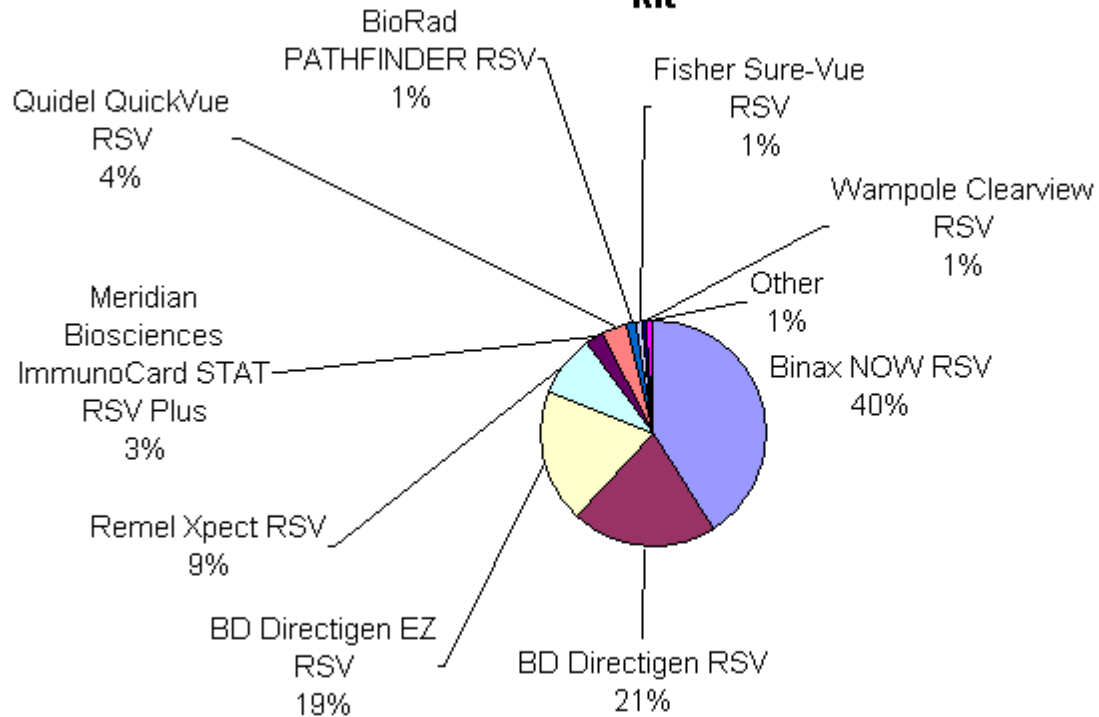
RSV Scoring Analysis: 153 Laboratories in category

Sample #	1126	1127	1128	1129	1130
Sample Identification	RSV	No virus	RSV	RSV	RSV
Titer (TCID ₅₀) Log 10 per ml	4.0	0	4.3	4.3	4.0
Laboratories Scoring 100%	152	153	153	153	152

RSV Grade Distribution

Total Score For Panel	100%	80%	60%	40%	20%	0%
Participating Laboratories	151	2				

Percentage of NYS PT participating labs using each RSV kit



RSV Test Kit/Method	# of Labs and associated score*					
	100%	80%	60%	40%	20%	0%
Binax NOW RSV	65					
BD Directigen RSV	22	1				
BD Directigen EZ RSV	36					
Remel Xpect RSV	10	1				
Meridian Biosciences ImmunoCard STAT RSV Plus	5					
Quidel QuickVue RSV	7					
BioRad PATHFINDER RSV	2					
Fisher Sure-Vue RSV	2					
Wampole Clearview RSV	1					
Other	1					

*This does not include laboratories that scored 0% due to non-participation

Influenza Score and Test Kit Statistics

Influenza Scoring Analysis: 221 Laboratories in category*

Sample #	1131	1132	1133	1134	1135
Sample Identification	Influenza virus, type A	Influenza virus, type B	Influenza virus, type A	Influenza virus, type B	No virus
Titer (TCID₅₀) Log 10 per ml	4.0	3.3	6.2	6.5	0
Laboratories Scoring 100%	220	220	220	220	220

*One participant reported "Test Temporarily Suspended."

CDC Characterization

Samples 1131 & 1133, Influenza A: A/NEW CALEDONIA/20/99-LIKE (H1N1)

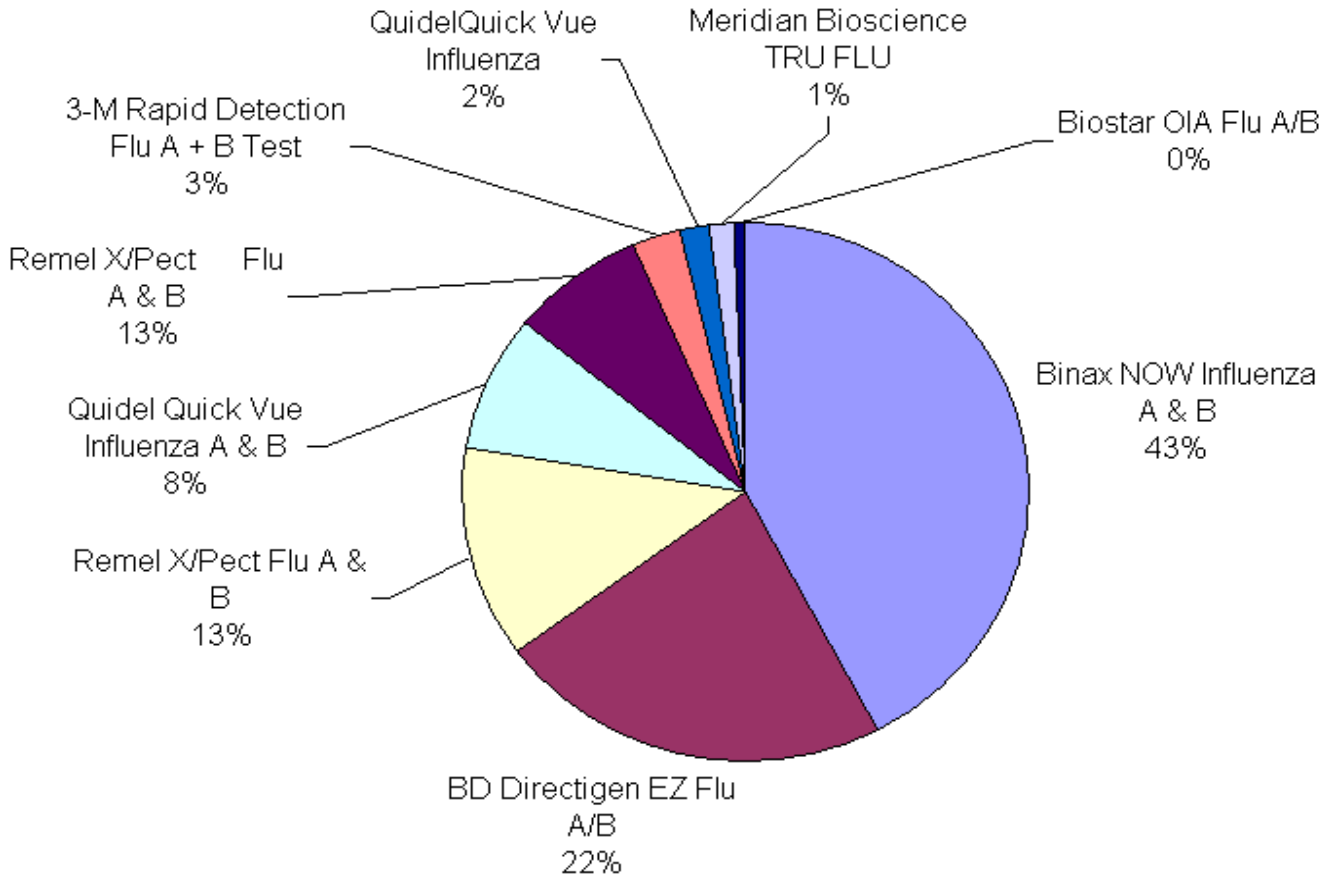
Sample 1132, Influenza B: B/OHIO/01/2005-LIKE (B/Victoria lineage)

Sample 1134, Influenza B: B/OHIO/01/2005-LIKE (B/Victoria lineage)

Influenza Grade Distribution

Total Score For Panel	100%	80%	60%	40%	20%	0%
Participating Laboratories	220	0	0	0	0	0

Percentage of NYS PT participating labs using each Influenza test kit



Influenza Test Kit/Method	# of Labs and associated score*					
	100%	80%	60%	40%	20%	0%
Binax NOW Influenza A & B	92					
BD Directigen EZ Flu A/B	51					
Remel X/Pect Flu A & B	28					
Quidel Quick Vue Influenza A & B	18					
BD Directigen Flu A/B	17					
3-M Rapid Detection Flu A + B Test	5					
QuidelQuick Vue Influenza	4					
Meridian Bioscience TRU FLU	3					
Biostar OIA Flu A/B	1					

* This does not include laboratories that scored 0% due to non-participation

Notes:

- The NYS Virology Proficiency Testing laboratory will be re-located during the month of October 2009. Our mailing address will remain the same. However, we will have new phone and fax numbers. You will receive further information about new contact numbers as soon as it is available. We would also like to inform you that the Virology PT shipping schedule for 2010 may have slight differences than in the past.
- Generic worksheets are provided for your optional use. Please do not return these worksheets to us. Generic worksheets can also be printed via the HPN (<https://commerce.health.state.ny.us/doh3/applinks/eptrs/>).
- Participants MUST enter responses in ALL fields when reporting electronically; scores may be adversely affected if there are blank fields.

EPTRS Notes:

- Participation in EPTRS is mandatory. Laboratories must submit test results electronically by logging in to: <https://commerce.health.state.ny.us/doh3/applinks/eptrs/> entering their results and clicking the “**Submit/Attest**” button on the EPTRS Summary Page.
- Please be sure to “Submit” test results. **Keeping results as “Saved” is considered non-participation for the event and will automatically result in a failing grade in the electronic system.**